



BRANDOFEARTH
PRESENT

HERO v1

Multipurpose Presentation Template

Documentation and
Quick Guide

<http://graphicriver.net/user/brandearth>

brand.of.earth@gmail.com



OUR GRATITUDE

Thank you for purchasing this template. I hope this template can help you to make your presentation more interesting

This template will give you a lot of benefits. Both in terms of design and easy to use the templates, because it is completely with PowerPoint, without using other design software.

If you are satisfied with this template, you can give a good rate. That will really help us to improve the quality of our templates.

Regards, **BrandEarth** Team's

THE CONTENTS

Documentation

- Obtained in packages
- Main Features
- Font Used
- Images Used

Quick Guide

- Change Logo, Header or Footer
- Color Theme Feature
- Change Images
- Available Layouts and How To Use It
- Adjusting Images With Placeholders



DOCUMENTATION

OBTAINED IN PACKAGES

- Total 2000 Slides
- 20 PPTX Files Full Animations (16:9)
- Help Guide File

MAIN FEATURES

- 100 Multipurpose Slides, Clean, Unique, Creative and Simple
- Much of Infographics
- 10 Scheme Color
- 68 Master Slide Layouts (Light and Dark Version)
- General Information Content
- Handmade Infographic
- Costum Animation For Each Slide
- Section Breaks Slides
- Numeric List
- Photo List
- Price Table

FONT USED

- Neris
(<http://www.fontsquirrel.com/fonts/neris>)
- Calibri
(There is a default on your OS)

Images from stock sites are not included, used only as illustrative purpose.

You can find them at the following links:

- <http://photodune.net/>
- <http://stockphotos.io/>
- <https://dribbble.com/>
- [http:// startupstockphotos.com/](http://startupstockphotos.com/)
- [http:// www.gratisography.com/](http://www.gratisography.com/)



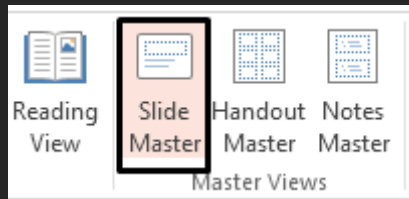
QUICK GUIDE

CHANGE LOGO, HEADER OR FOOTER

You can change your logo, header, footer or company information each slide with one change. This is one of the conveniences provided in this template.

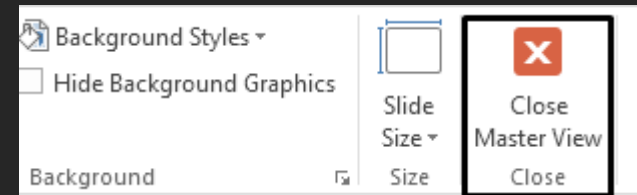
To change picture logo and company information, follow these steps:

3. Go to tab **View > Slide Master**



4. At the left, click to select the slide master you want to change.

1. Change your company information on the master slide. This will be react to all existing slide
2. After you've finished, at Slide Master tab menu, hit the **Close Master View** button to exit from Master View mode

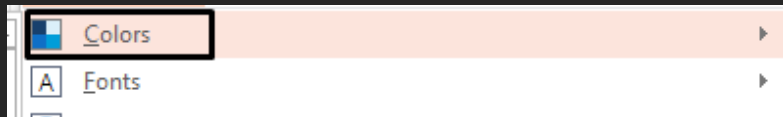


QUICK GUIDE

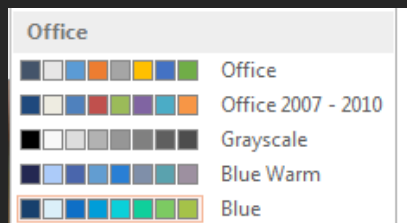
COLOR THEME FEATURE

You can change the entire color of this template by using Color Theme feature at PowerPoint. By using this feature, you will get the matching color for your presentation easily.

1. At tab **Design**, click the Colors button



2. Choose one of the color theme



3. **Automatically**, the entire template will change to the color theme you have been chosen. So simple and effective!

CHANGE IMAGES

Many ways to replace the existing image.

Change Images (Option One)

1. **Right click** on the Picture
2. Choose **Change Picture**

Change Images (Option Two)

1. If in one of the Slides have a **Placeholder**
2. Just **Click icon** to add Picture (on the middle of the placeholder)

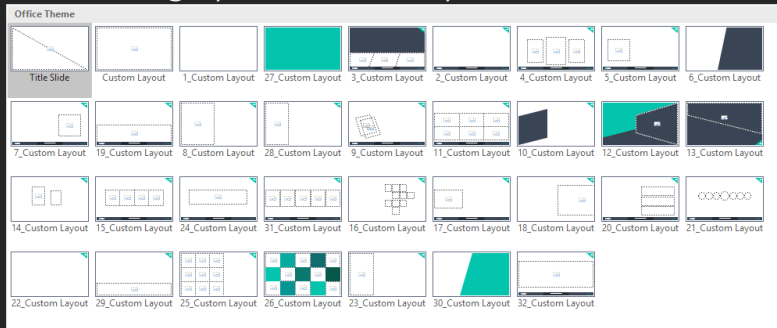


QUICK GUIDE

AVAILABLE LAYOUTS AND HOW TO USE IT

Use the available Layout to help you design the presentation slides. Do the following steps:

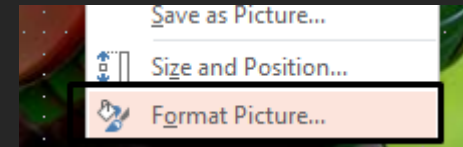
1. Choose one or several slides.
2. Click “Layout” at tab **Home** menu.
3. Click through your desired Layout



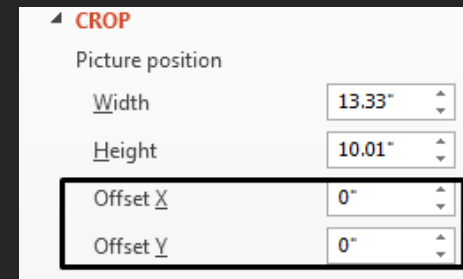
4. Tips: You may also edit or add a new Layout from View > Slide Master.

ADJUSTING IMAGES WITH PLACEHOLDERS

1. Insert picture to slide
2. Right click on image
3. Click **Format Picture**



4. Select Crop



Offset X : To adjust the position of the image to the left or to the right on the placeholder

Offset Y : To adjust the position of the image to the top or to the bottom on the placeholder





BRAND**OF**EARTH

THANK YOU FOR USING OUR TEMPLATE

If **you feel difficulty** in using our templates,
please contact us on **our profile page** or you
can directly **send us an email**.

If you like, please help for rate this item
<http://graphicriver.net/downloads>

<http://graphicriver.net/user/brandearth>

brand.of.earth@gmail.com

