

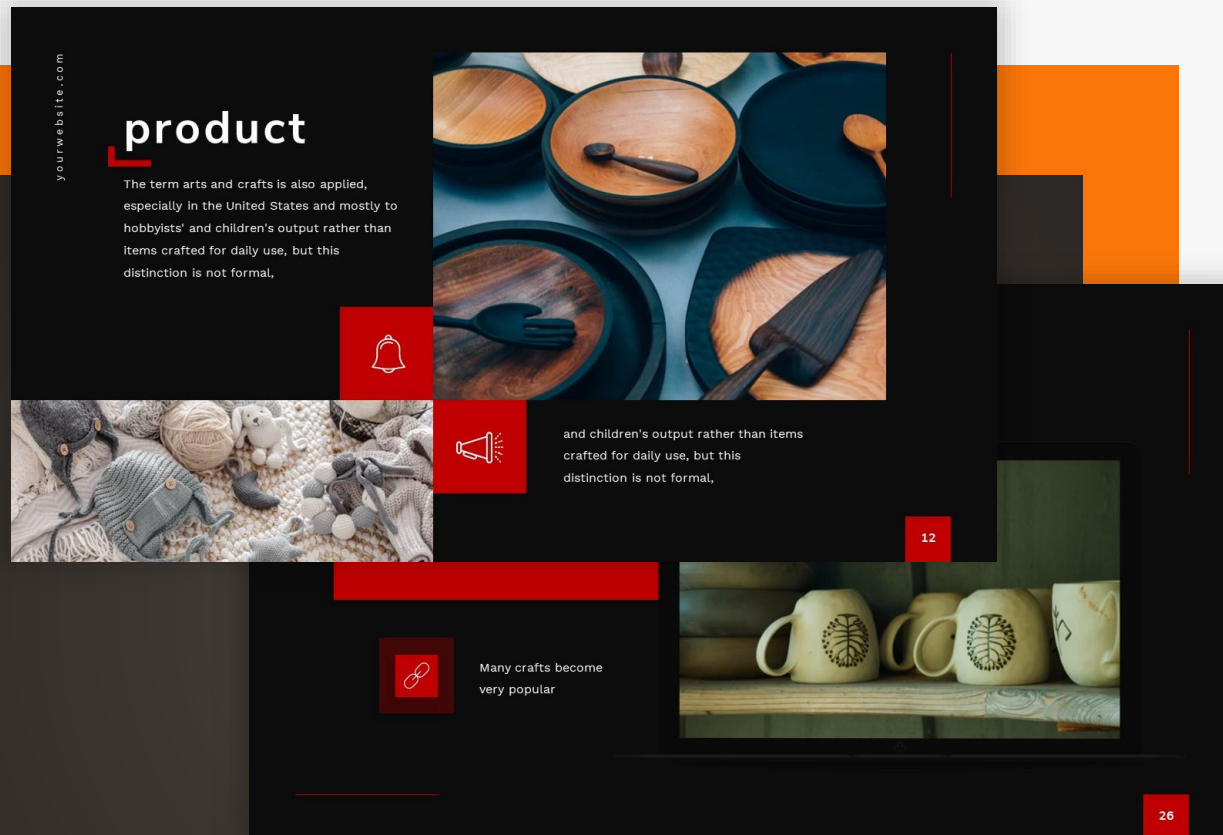


**HELP GUIDE**

# **KEYNOTE TEMPLATE**

Kitprostudio@gmail.com

# THANKS FOR DOWNLOAD OUR TEMPLATE



Thanks for Downloadin our Templates!

This template will give you a lot of benefits. Both in terms of design and easy to use the templates, because it is completely made with PowerPoint, without using other software design.

If you are satisfied with this template, you can give a good rate. That will really help us to improve the quality of our templates.

Regards,  
Kitpro Team

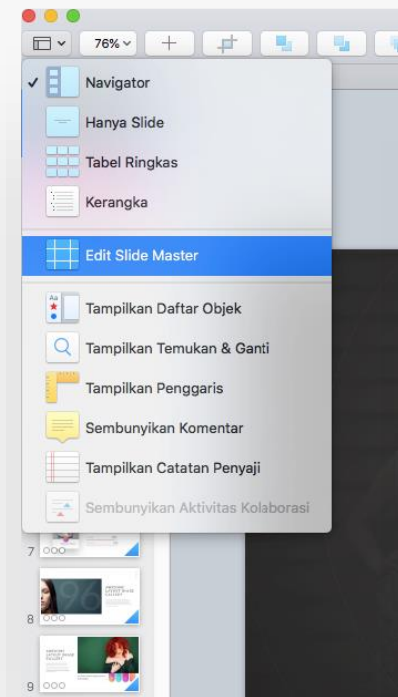
# QUICK TRICK GUIDE

It's very easy if you need to edit 😊

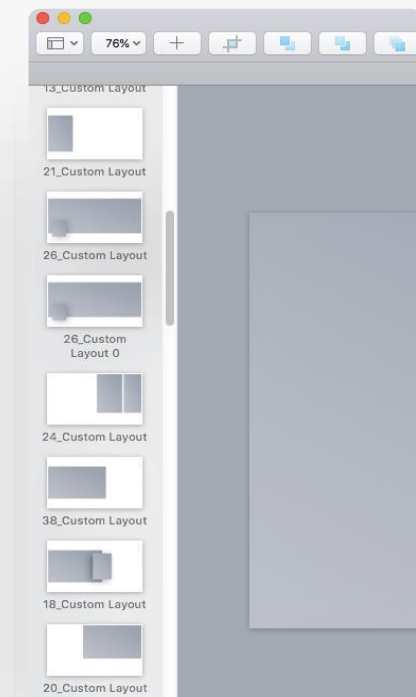
You can change your logo, header, footer or company information each slide with one change. This is one of the conveniences provided in this template.

To change Master Slides

1. Click Layout
2. Edit master slide
3. Choose master slide you need



LAYOUT

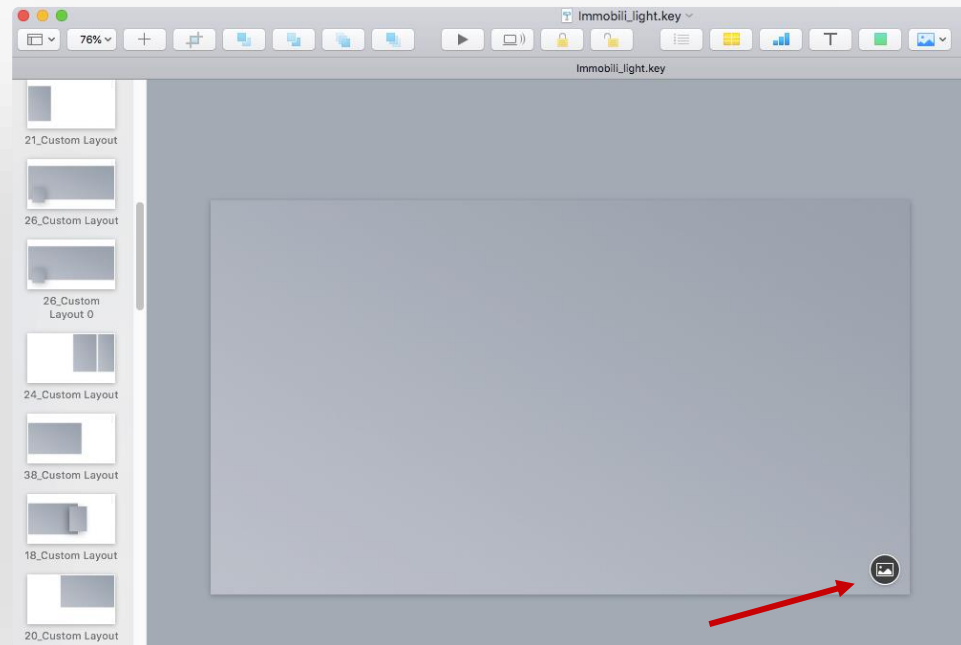


MASTER SLIDE

# Insert Images On Placeholder

Use the available layout to help you design the presentation slides. Do the following steps:

1. Click icon picture on bottom right placeholder.
2. Choose your image on your folder
3. Image already use on placeholder



# Insert Images On Placeholder

1. Choose your image on your folder
2. Drag & drop to placeholder
3. Picture already on placeholder

